



*Discover a World of Opportunity™*

# DISTRICT ENROLLMENT TRENDS

---

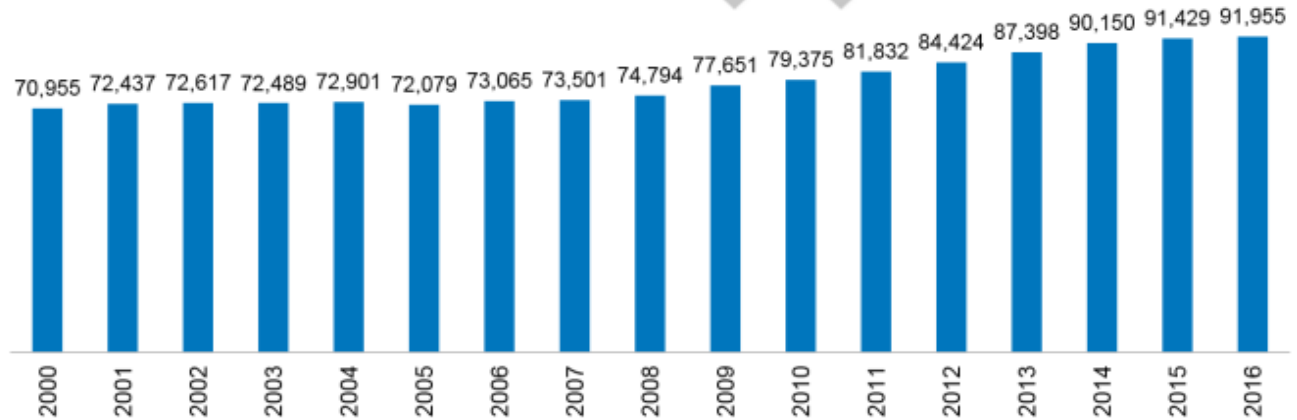
June 2017

# HISTORICAL ENROLLMENT

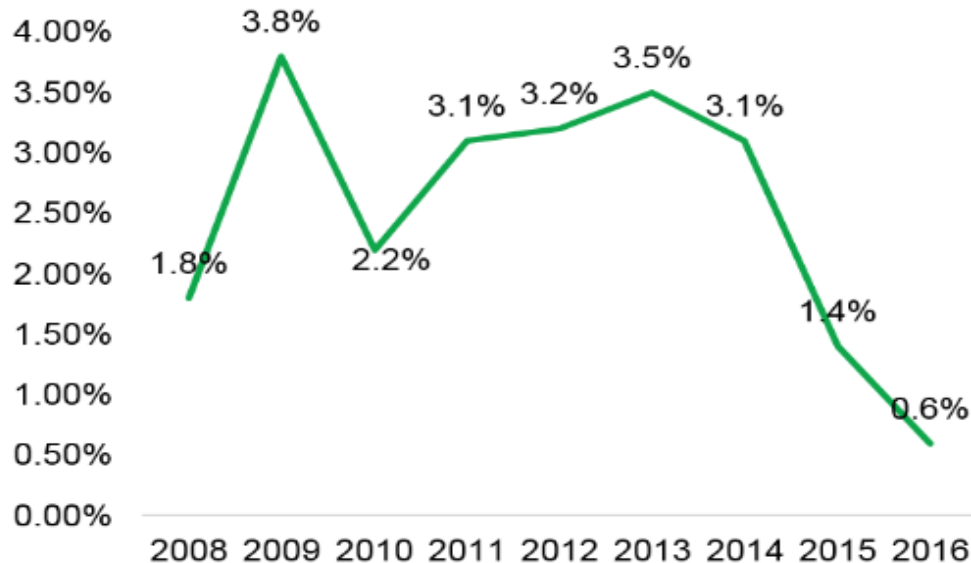
DPS Enrollment Since 2000:

+ 30%

DPS enrollment has increased by 21,000 students since 2000, but most of the enrollment gains have occurred since 2008, which was preceded by minimal annual growth.



% Growth



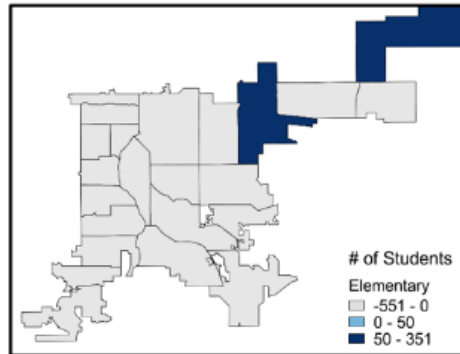
The pace of growth has been declining since 2013, when it was at its peak of 3.5% annual growth. Rising housing costs and lower birth rates are driving the slow down in enrollment growth rates.

# ENROLLMENT FORECASTS

\*An updated forecast created through a city-wide collaboration will be complete by the end of 2017

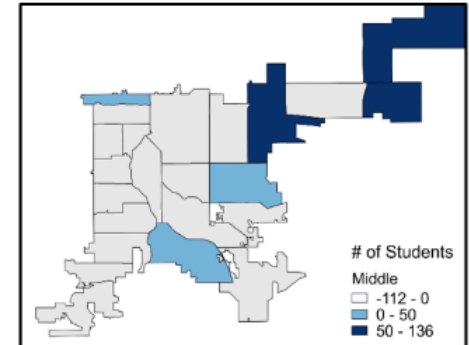
## Elementary Student Forecast

By 2020, elementary enrollment is forecasted to increase by 2,131 students or 4.3% from 49,252 students in 2014 to 51,383 students in 2020. Growth in the FNE accounts for 36% of the total growth with the NNE accounting for 21%.



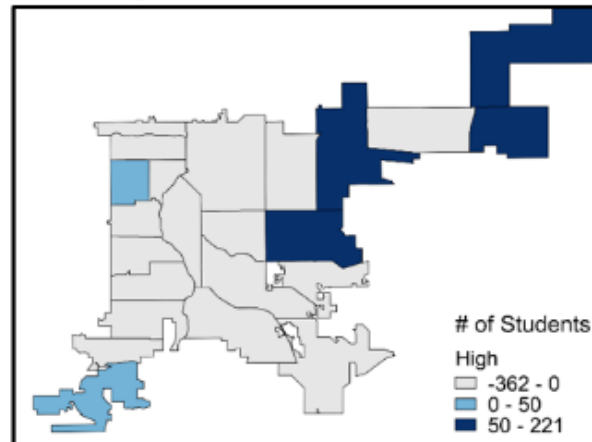
By 2020, middle school enrollment is forecasted to increase by 715 students or 3.7% from 19,246 students in 2016 to 19,961 students in 2020. Growth in the NNE accounts for 41% of the total growth with the FNE accounting for 33%.

## Middle Student Forecast



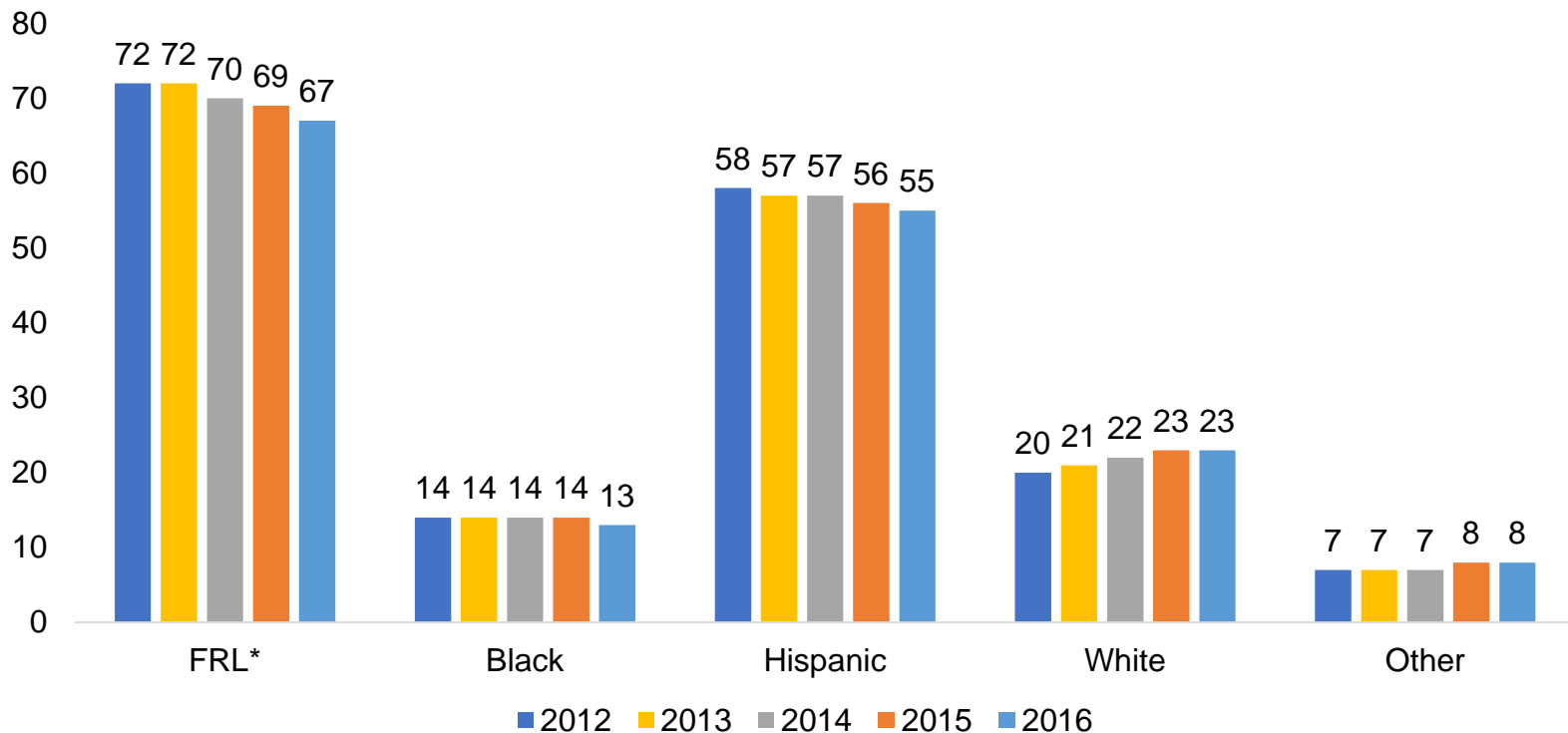
## High Student Forecast

By 2020, high school enrollment is forecasted to increase by 379 students or 1.6% from 23,457 students in 2016 to 23,836 students in 2020. Growth in the FNE accounts for 40% of the total growth with the NNE accounting for 36%.



# DEMOGRAPHIC CHANGES

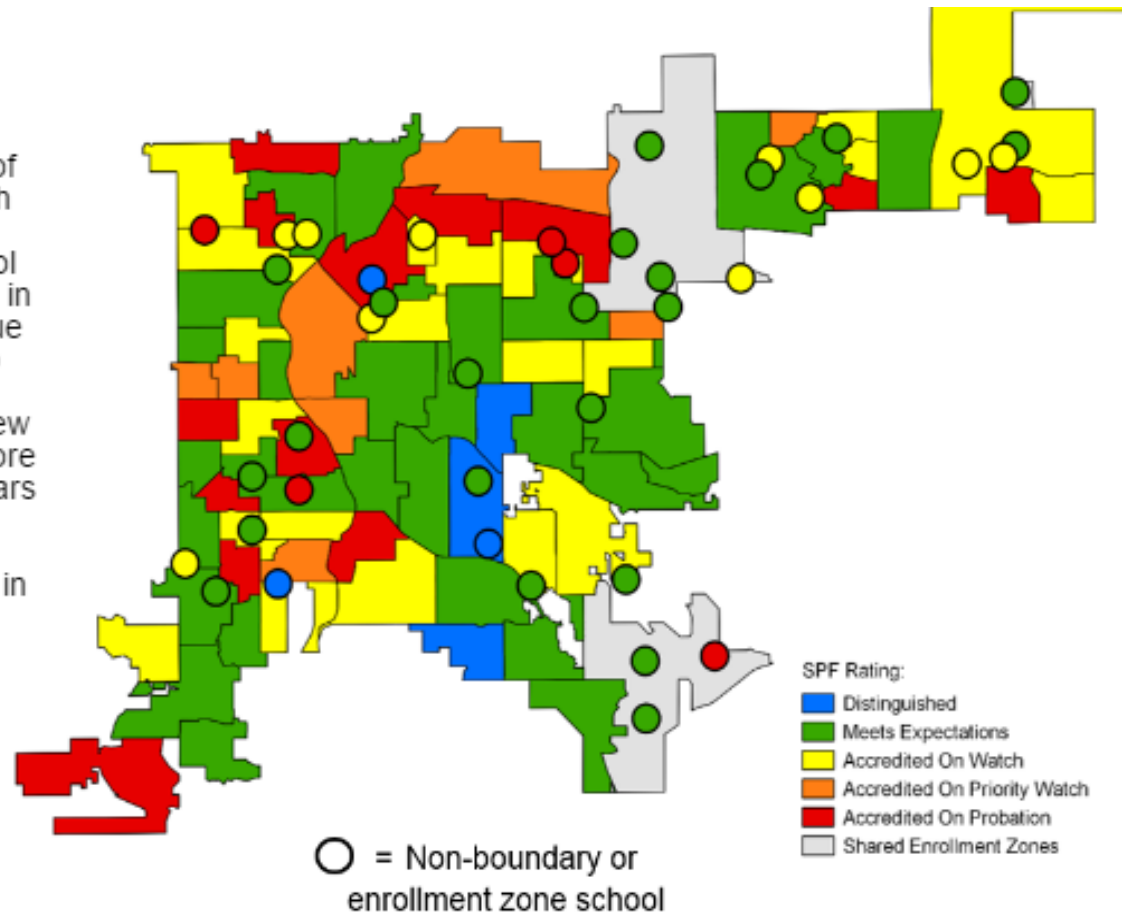
Race/Ethnicity & FRL Status as a % of Total DPS Student Population Since 2012



\*Students qualifying for free or reduced price lunch

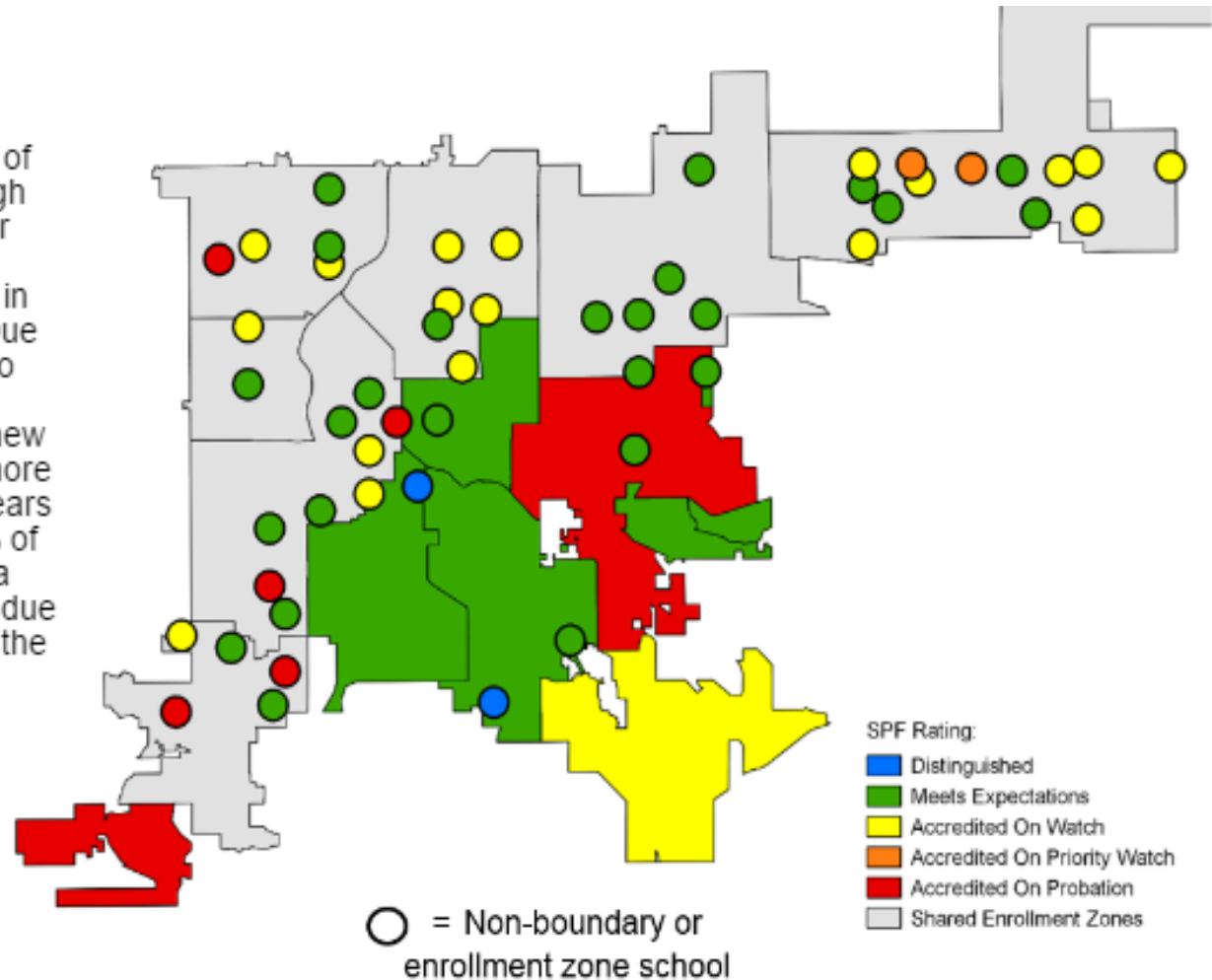
# ELEMENTARY SCHOOLS- SPF SUMMARY

Since 2014, the total % of students attending a high performing (SPF blue or green) elementary school dropped 15%, from 67% in 2014 to 52% in 2016. Due to changes in testing, no new SPF data was reported in 2015. The new testing standards are more rigorous than in prior years and approximately one third of all elementary schools saw a decrease in SPF rating due to the change, which is the primary reason for the decrease in total % of elementary students attending a high performing school.



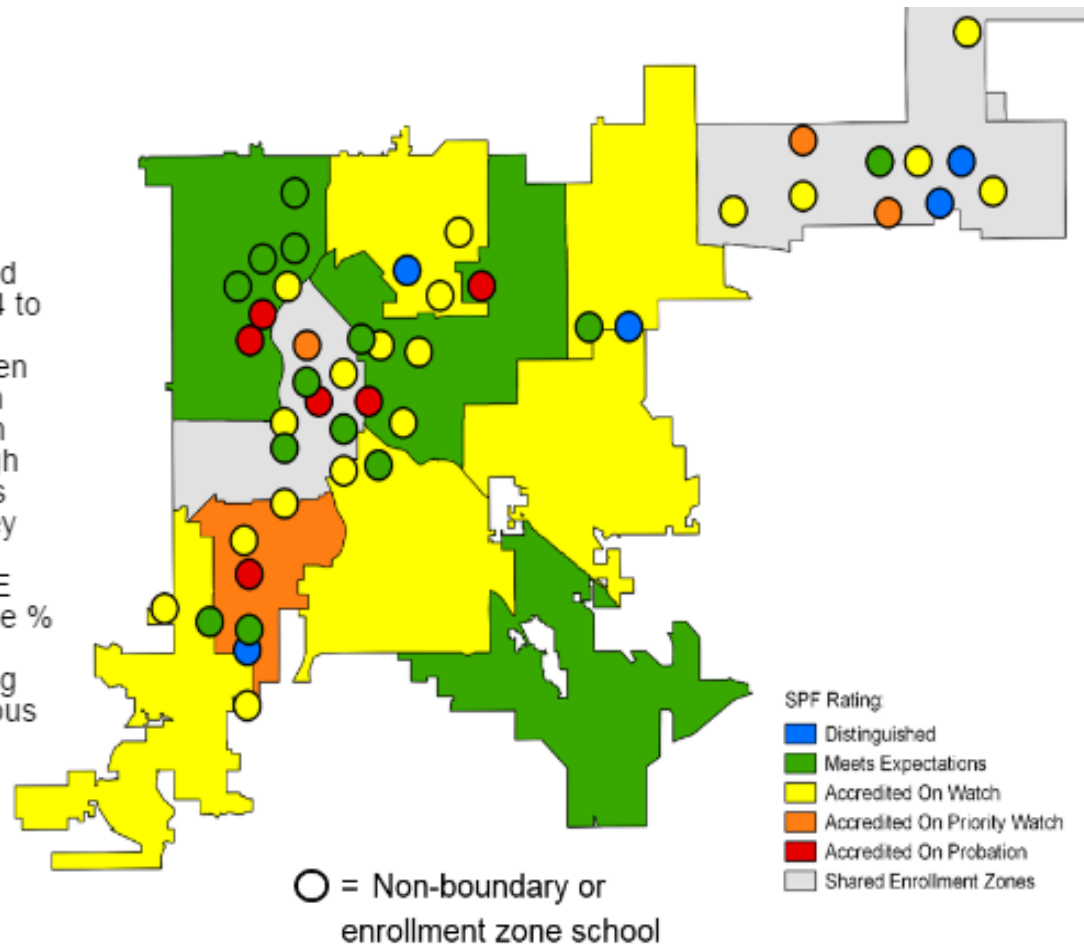
# MIDDLE SCHOOLS- SPF SUMMARY

Since 2014, the total % of students attending a high performing (SPF blue or green) middle school dropped 8%, from 61% in 2014 to 53% in 2016. Due to changes in testing, no new SPF data was reported in 2015. The new testing standards are more rigorous than in prior years and approximately 28% of all middle schools saw a decrease in SPF rating due to the change, which is the primary reason for the decrease in total % of middle school students attending a high performing school.



# HIGH SCHOOLS- SPF SUMMARY

Since 2014, the total % of students attending a high performing (SPF blue or green) high school dropped only 1%, from 48% in 2014 to 47% in 2016. East High's decrease from blue to green drove the large increase in students attending a green school vs. blue school. High performing charter schools such as DSST Green Valley Ranch, Stapleton, and College View and KIPP NE Leader drove stability in the % of high school students attending a high performing school despite more rigorous testing standards.





*Discover a World of Opportunity™*

# **STRENGTHENING NEIGHBORHOODS UPDATE**

---

June 2017



# STRENGTHENING NEIGHBORHOODS

## Committee Goal

*DPS is committed to operating and sustaining high-quality, socio-economically integrated schools in our communities. We believe that high-quality, integrated schools not only offer the best educational outcomes for our children but also serve a vital function in promoting and sustaining vibrant neighborhoods.*



# STRENGTHENING NEIGHBORHOODS

## What is the work?

- Review changing demographics and housing patterns in our city and the effect on our schools.
- Make recommendations on our policies around boundaries, choice, enrollment and academic programs to drive greater socio-economic integration in our schools.
- Consider how to think about school choice and school consolidation to ensure that our schools offer high-quality, sustainable programs for our kids in the face of sharp declines in the number of school-aged children in gentrifying neighborhoods.

# STRENGTHENING NEIGHBORHOODS

## Committee Membership

### Committee Co-Chairs



Dr. Antwan  
Jefferson



Diana-Romero  
Campbell



Rick Garcia



Janice Sinden

### Committee Composition:

- 40+ members from around Denver
- Strong representation from parents and students (over 50%)
- Strong racial diversity (nearly 60% are people of color)

# STRENGTHENING NEIGHBORHOODS

## Full Membership

Alan Gottlieb  
Alicia Economos  
Amanda Sandoval  
Anita Banuelos  
Anna Jo Haynes  
Anne Barkis  
Antwan Jefferson  
Bruce Hoyt  
Christie Imholt  
Citlaly Fierro  
Collinus Newsome  
Courtney Torres  
Debra Bustos  
Derek Okubo  
Deisy Hernandez  
Diana Romero Campbell  
Elbra Wedgeworth

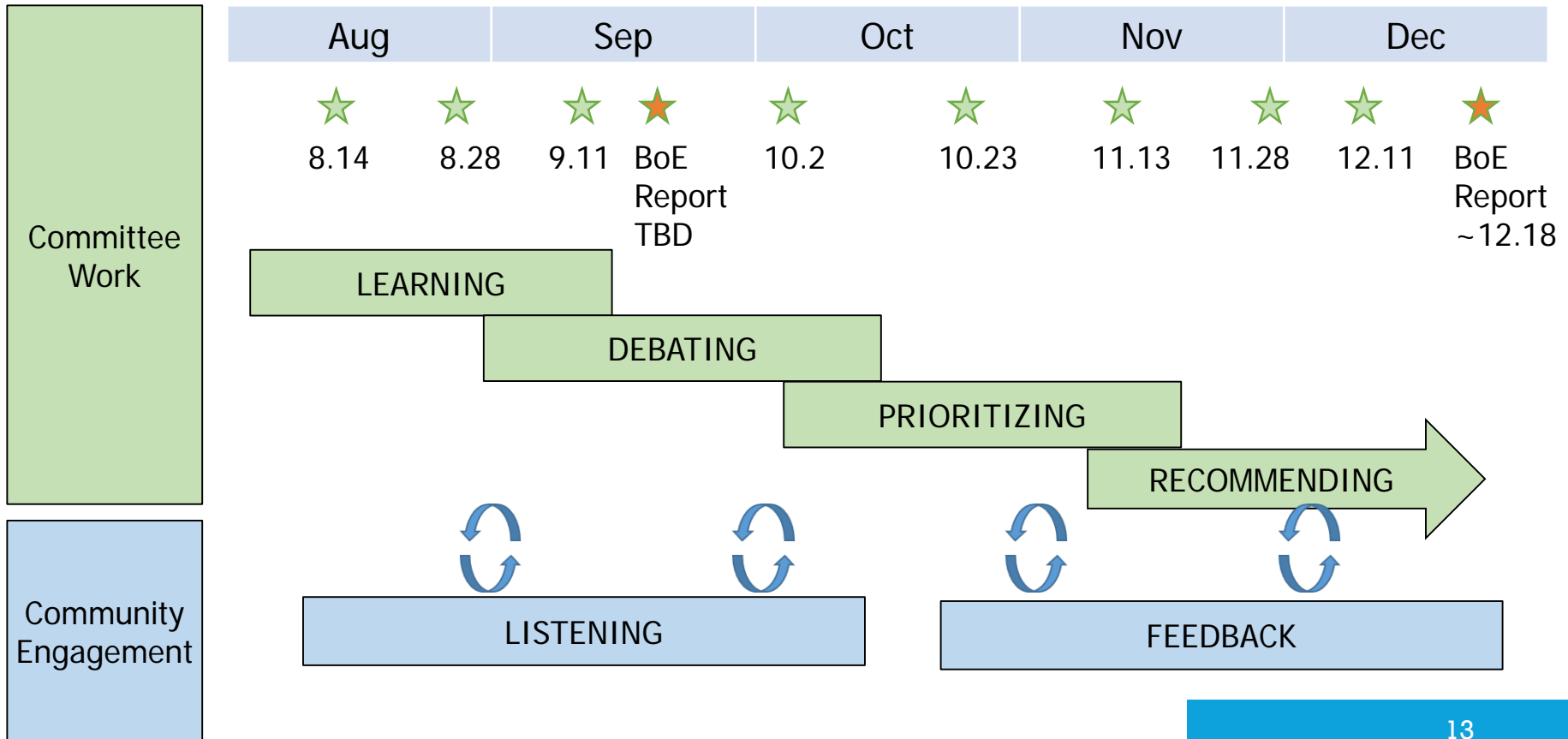
Erik Solivan  
Erin Brown  
Fran Coleman  
Ismael Guerrero  
Janet Lopez  
Janice Sinden  
Jessica Lerner  
Jill Barkin  
Jim Chavez  
Johnnie Nguyen  
Laura Lefkowitz  
Lee White  
Leslie Colwell  
Lindsay Jones  
Luis Poza  
Mary Seawell  
Michelle Quattlebaum

Mike Ferrufino  
Nate Easley  
Regina Rodriguez  
Ricardo Martinez  
Rick Garcia  
Rick Padilla  
Rowena Alegria  
Dr. Terrenda White

# STRENGTHENING NEIGHBORHOODS

Where are we going from here?

- 8-10 meetings between June and December, open to the public and posted online
- Mid-point progress report to Board of Education in September
- Regularly informed by community engagement feedback



# STRENGTHENING NEIGHBORHOODS

## How to get involved

### **Observe a committee meeting**

- Next Meeting – Monday August 14<sup>th</sup> at 5:30pm (location TBD)
- All details including locations for subsequent meetings will be posted online at <https://www.dpsk12.org/neighborhoods/>

### **Join a community conversation**

- This summer we will be holding regional listening sessions to gather feedback from our families and communities
- Details for regional community meetings will be posted online at <https://www.dpsk12.org/neighborhoods/>